




AMERICAN HISTORY



LESSON ONE

Name: _____

Date: _____

Instructions

Follow along with the video and complete the following questions

1. Is history living or dead? _____
2. Those who do _____ know their history are doomed to repeat its _____.
3. What day was America born?
a) July 4th 1776. b) June 18th 1812. c) July 2nd 1776. d) January 20th 1981
4. What were the 3 drives of the European Settlement of America? Or
What were the 3 core ideas that birthed America?
5. Were the European Settlers the first to step foot in North America?
Yes No What was their family name? _____
6. How many tribes settled in North America?
a) 13 b) millions c) over 100 d) none
7. What were the men's role? _____
8. What were the women's role? _____
Body
9. Tribes were distinguished by where they lived, name 3 of the regions
are mentioned on the map?





AMERICAN HISTORY

LESSON ONE




Essay. The native tribes lived off the land. Write a 2 paragraph essay about life in the tribe of your choice. Include your role in that tribe, how you live off the land and what region you're from.





AMERICAN HISTORY



LESSON ONE

Name: _____

Date: _____

Activity 1

Imagine your family is a new Native American tribe.

1) What name would you give your tribe and why?

2) Looking at the habitat and environment where you live, what would your main natural available foods be?





AMERICAN HISTORY



LESSON ONE

3) What would you use to build a shelter?

4) What other natural resources around you could you use, and how?





AMERICAN HISTORY



LESSON ONE

Name: _____

Date: _____

Activity 2

Design a totem pole for your school. Use flowers, trees, birds, or animals that can be found in your area, to decorate it. You can also choose to make a 3d version of this using material of your choice. For example, cardboard, paper mâché.

Write a short paragraph explaining the meaning of each element of the totem pole and why you chose it.

Here are some examples of totem poles to inspire you.





AMERICAN HISTORY



LESSON ONE

Name: _____

Date: _____

Activity 2

My Totem Pole





AMERICAN HISTORY

LESSON ONE



Name: _____

Date: _____

Activity 2

My Totem Pole

The elements of the totem pole :

Why I chose these elements:





AMERICAN HISTORY

LESSON ONE



Name: _____

Date: _____

Activity 3


Picture relating to Native American tribes in this area.





AMERICAN HISTORY

LESSON ONE



Name: _____

Date: _____

Activity 4

Native Americans developed sign language to be used in circumstances where they had to maintain silence, for example, when hunting or at war. In a group, develop a basic sign language, where you can communicate the following simple instructions. Remember however, these signs had to be seen over distances and not just between two people:


- a. Move around rock, move around tree.
- b. Move to the left, to the right.
- c. Crawl forward.
- d. Stay still
- e. Use Bow and arrow; use knife; use ax.
- f. Danger, enemy close.
- g. Advance together.
- h. Run
- i. Go
- j. Stop.

When you have agreed on your signs, present these to the class.





AMERICAN HISTORY



LESSON ONE

Name: _____

Date: _____

Activity 5

If you were a Native American, how would you make the following items from your house and what natural resources would you have to use? You may have to be creative!

coat

blankets

bed

hat

fork

chair

shoes

toilet paper

purse/bag

basket

belt

water bottle

needle and thread

beads for jewelry

comb





AMERICAN HISTORY



LESSON ONE

Quiz Answers

